

Dear Parents,

We plan to introduce a new bus tracking facility in our schools shortly called Trackify. It is end-to-end system that uses GPS & cell tower data in conjunction to give a precise location of the bus your child is traveling in. Using the "Trackify Parent" app you can view the real time location of the bus along with other relevant information like Estimated Time of Arrival (ETA) so that you know when precisely the bus will be arriving and therefore avoiding any inconveniences.

Currently, it is in a trial phase so there might be the occasional bug(s), so please keep that in mind. However, we welcome you to download the "Trackify Parent" app from the app store/play store (links provided below) so that you can start tracking your child when he/she is on a trip.

For iPhone users:

<https://itunes.apple.com/in/app/trackify-parent/id1313747081?mt=8>

For Android users:

[https://play.google.com/store/apps/details?id=com.trackify.parentapp&hl=en\\_IN](https://play.google.com/store/apps/details?id=com.trackify.parentapp&hl=en_IN)

What to do after installing the app:

SIGN UP:

1. Open **Trackify**.
2. Navigate to the **Sign Up** tab.
3. Fill the form.
4. Click on **Create Account**.

SIGN IN:

1. Enter **Email** used for Sign up.
2. Enter **Password** used for Sign up.
3. Click on **Sign In**.





ADD CHILD:

1. Select **Gender** of the child you want to add.
2. Select **City** where the school is located from the drop down.
3. Select the **School** from the drop down.
4. Enter your child's **Student ID** (*Only the numerical part; So for example, if your child's full ID is GAET/1009/ABC/12345678, you only have to enter 12345678*)
5. Click **Next**.

6. An info overview will open regarding your child. Please take a moment to verify if the information provided is correct. Then click **Next**. In case of any discrepancies, please contact the number provided below the button.
7. You will get an OTP on the registered mobile number that you have provided to the school.
8. Click **Verify** after entering the OTP.
9. Once the information is verified you will get a success message and you are now ready to track your child in real time!

#### How to use the app:


##### TRACKER:

1. Navigate to the **Tracker** tab. 
2. While a trip is active for your child you will be able to see the live location of the bus, with flags depicting the various stops.
  - a.  - Your stop
  - b.  - Bus's next stop
  - c.  - Completed Stops
3. When your stop is next, you will get a notification informing you of the same.
4. When your bus is close to your stop, you will get another notification. This way you can be prepared to collect your child at the right time.
5. While your trip is inactive you will see the upcoming trips for your child.


##### LOG:

1. Navigate to the **Log** tab. 
2. Select **Date** to view the daily log recorded for your child for a particular day

#### How to add multiple children:

1. Navigate to the **Account** tab. 
2. Click on **Add Child**.
3. Follow the same procedures as 'ADD CHILD' section from above.

#### How to add a secondary parent\*:

1. Navigate to the **Account** tab. 
2. Click on your child's name.
3. Go to the bottom of the details page and assign a 4-digit **PIN**.
4. Now on the secondary users phone 'SIGN UP' if you haven't already.
5. Sign In.
6. Follow the procedures from 'ADD CHILD'.

7. After clicking **Next**, you will have to enter 4-digit pin instead of an OTP

\* Only a total of **2** parents/guardians can be added per child. You should only assign a secondary user you trust and are willing to share the real-time location of your child with.



Thank You,



Trackify Support Team

For any queries or issues regarding the app please email us at [support@trackify.co.in](mailto:support@trackify.co.in)

For any discrepancies in personal information please contact the school directly.

Disclaimer: As this is a BETA product, it does not represent final version and may contain bugs/glitches or any other discrepancies.